


INNOVATION THROUGH DESIGN

EZI POST™

Galvanised Adjustable Steel Posts



Adjustable from 2120mm to 2830mm.
Adjust on site to suit your height.



7STEEL EZI POST™

- Hot Dip Galvanised to AS/NZ 4680:2006
- R3 Durability rating in accordance with AS/NZS 2699.3:2002
- Suits most ceiling heights
- Up to 210mm adjustment solves all your level inconsistencies
- Fully engineered
- Easy to use and ready to install
- 3 different top plates available to suit your application
- All tek-screws and masonry anchors supplied
- Full installation notes supplied

- 01** Tek-screw connection to beam, PFC or double beam. No worries about bolt holes not lining up. Photo shows 200UC46 connected with tek screws. (Bolted connections available on request).
- 02** Fully adjustable up to 210mm with easy tek-screw connection (*sleeve pre-drilled for easy work).
- 03** Base plate can be turned to suit any frame direction. No more base plates sticking out into rooms and or interfering with doorways.

7STEEL

Building Solutions

FOR INFORMATION ABOUT
OUR PRODUCTS AND SERVICES
PLEASE VISIT OUR WEBSITE

www.7steel.com.au

EASY TO USE


The 7 Steel EZI POST is designed to take the frustration out of having post heights being out due to frame heights changing, slab variances and fabrication errors.

The EZI-POST is adjusted on site and is secured using high tensile tek-screws. No longer will your job stop whilst you wait for site welding or new posts to be made.

Simply choose your EZI-POST and your top plate type and away you go.

Each EZI POST comes supplied with;

- Base section (see stock chart for range)
- Top Plate (see stock chart for range)
- Screw pack (see stock chart for screw pack options)
- Installation instructions

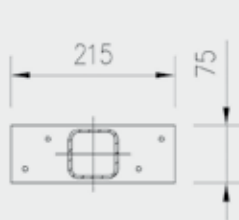


STOCK CHART

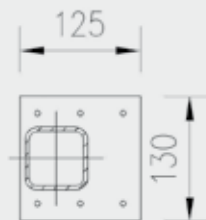
BASE SECTIONS

Series	Minimum Ext	Maximum Ext
2100	2120mm	2330mm
2400	2420mm	2630mm
2700	2620mm	2830mm

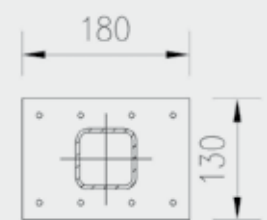
TOP PLATES



PFC Top Plate (PF)



Single Beam Top Plate (SB)



Beam to Beam Connection Top Plate (BB)

SCREW PACKS

Screw Pack Basic:

25 x 12 - 24 x 32 Hex CL4 deep driller, 2 x M12 x 75 masonry anchors.

Screw Pack Brick:

25 x 12 - 24 x 32 Hex CL4 deep driller, 2 x M12 x 75 masonry anchors, 20 x 12 - 24 x 16 Hex CL4 deep driller, 18 x 150mm galvanized brick twist ties (this screw pack is used when post is required to be tied into the inside of a brick column.)

ENQUIRIES AND SALES

NSW - SYDNEY
142 Magowar Road
Girraween NSW 2145
Ph: 02 8071 4383
Fax: 02 9896 5968
Enquiries: 1-800-7-STEEL (78335)
E-mail: sales@7steel.com.au

NSW - REGIONAL
Mobile: 0402 634 928
Enquiries: 1-800-7-STEEL (78335)
E-mail: grantthiaux@7steel.com.au

VICTORIA - MELBOURNE
46 Chelmsford Street,
Williamstown VIC 3016
Mobile: 0419 575 398
Enquiries: 1-800-7-STEEL (78335)
E-mail: shaiwalker@7steel.com.au

QUEENSLAND - GYMPIE
7-9 Woodbine Street
Gympie QLD 4570
Ph: 07 5482 5322
Fax: 07 5482 7072
Mobile: 0428 677 089
Enquiries: 1-800-7-STEEL (78335)
E-mail: sales@7steel.com.au

QUEENSLAND - MACKAY
31 Evans Road
North Mackay QLD 4740
Mobile: 0434 077 315
Fax: 07 4957 2115
Enquiries: 1-800-7-STEEL (78335)
E-mail: tonysmith@7steel.com.au

7STEEL

Building Solutions

FOR INFORMATION ABOUT
OUR PRODUCTS AND SERVICES
PLEASE VISIT OUR WEBSITE

www.7steel.com.au